


Adeno Respi K-Set

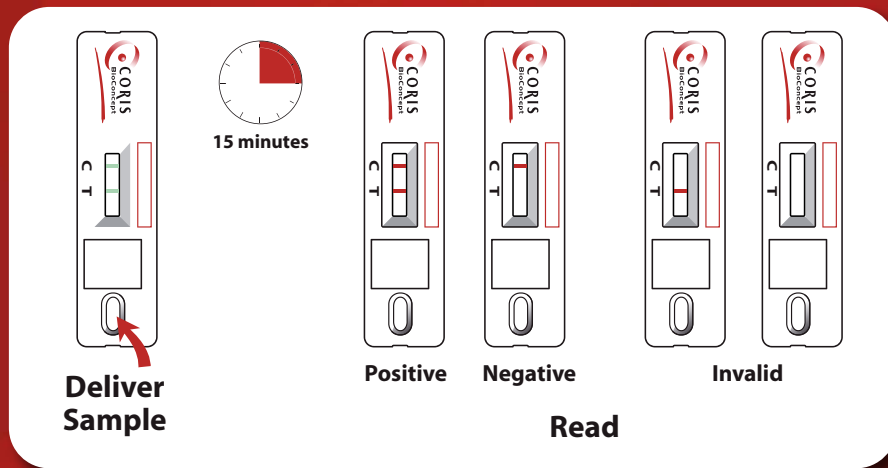
Rapid diagnostic test for *in vitro* detection of Respiratory Adenovirus in nasopharyngeal specimens

- Safe
- Easy and ready to use
- Complete set of sampling devices available
- Accurate
- Easy to interpret



www.corisbio.com

Adeno Respi K-SeT



Performance compared to

	ICT competitor 1 (n=127) (95% confidence interval)		ICT competitor 2 (n=127) (95% confidence interval)	
Sensitivity	92.3 %	(80.6 to 97.5 %)	94 %	(82.5 to 98.4 %)
Specificity	96 %	(88 to 99 %)	94.8 %	(86.5 to 98.3 %)
PPV	94.1 %	(82.8 to 98.5 %)	92.2 %	(80.3 to 97.5 %)
NPV	94.7 %	(86.4 to 98.3 %)	96.1 %	(88.1 to 99 %)
Agreement	94.5 %	(120/127)	94.5 %	(120/127)

For more technical information

client.care@corisbio.com

Ordering Information

Product Name	Description	Storage	Code
Adeno Respi K-SeT	20 cassettes, buffer	4°C to 30°C	K-1209
Adeno Respi K-SeT, with collection set	20 cassettes, buffer, 20 swabs	4°C to 30°C	K-1509
Adeno Respi-Strip	25 tests, buffer	4°C to 30°C	C-1009

All diagnostics available in Coris BioConcept catalogue:

Virus: 40/41 Adenovirus, Adenovirus, Influenza A&B, Respiratory Adenovirus, Respiratory Syncytial Virus, Rotavirus



Bacteria: *Clostridium difficile*, *Helicobacter pylori*, *Legionella pneumophila*, *Streptococcus* (group A)

Parasite: *Cryptosporidium*, *Giardia*, *Human African Trypanosomiasis*

Antimicrobial Resistance (RESIST): OXA-23, OXA-48, OXA-163, IMP, KPC, NDM, VIM

Drug monitoring: Mefloquine, Proguanil

Distributed by:



Science Park CREALYS
Rue Jean Sonet 4A - 5032 Gembloux - Belgium
Ph.: +32 (0) 81 719 910 - Fx.: +32 (0)81 719 919
sales@corisbio.com - www.corisbio.com

MADE IN BELGIUM

D-CUS-10-09-K/03
February 2020